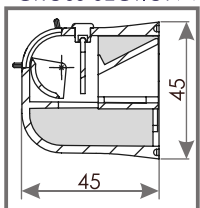
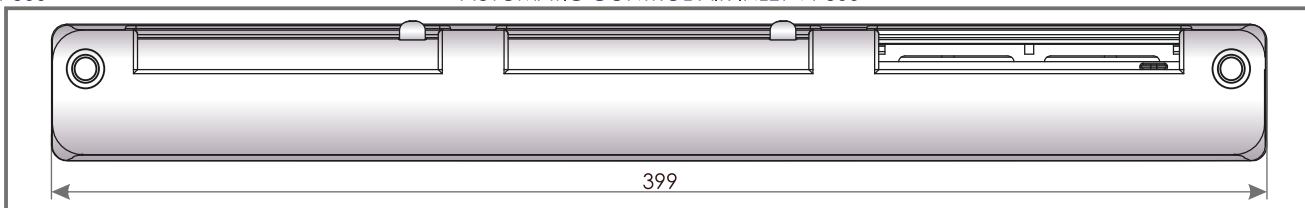


ACOUSTIC AIR INLET VENTEC VT 701

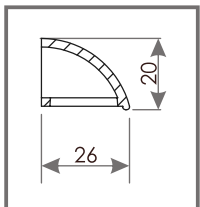
CROSS-SECTION VT 300




AUTOMATIC CONTROL AIR INLET VT 300



CROSS-SECTION OZ 100

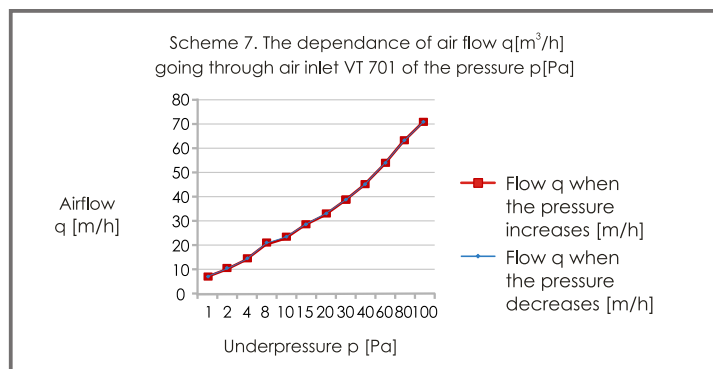


OUTER CANOPY OZ 100

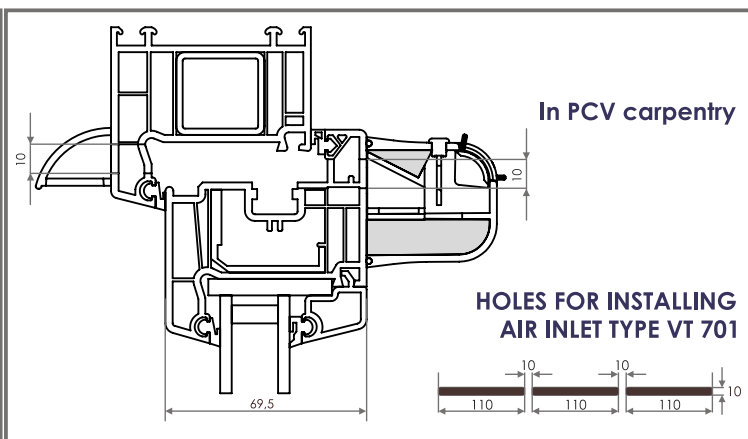
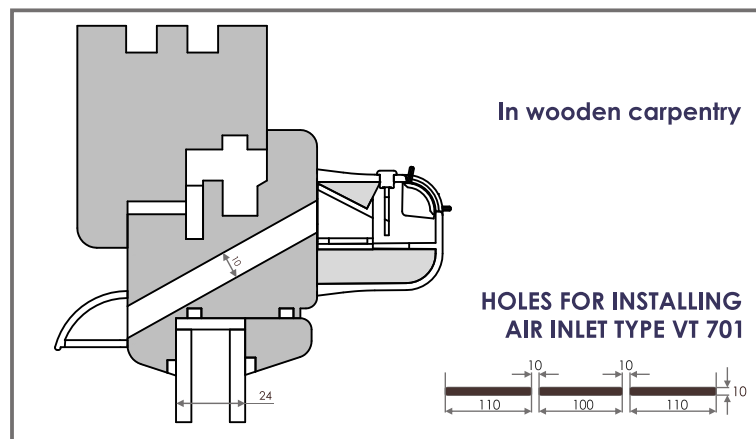


TECHNICAL CHARACTERISTICS

Airflow	24 m ³ /h ($\Delta p = 10$ Pa)
Acoustic	$D_{n,e,w}(C;C_{tr}) = 36 (0; 0)$ dB



THE WAY OF INSTALLATION



VENTEC VT 701 - shades variety

Symbol	VT701	VT712	VT713	VT714	VT715	VT722	VT723	VT724	VT725
Inner colour	RAL 9003	RAL 9003	RAL 9003	RAL 9003	RAL 9003	RAL 8001	RAL 8017	RAL 7047	RAL 7016
Outer colour	RAL 9003	RAL 8001	RAL 8017	RAL 7047	RAL 7016	RAL 8001	RAL 8017	RAL 7047	RAL 7016